



**Transportation Guidelines for
Nova Scotia Farmers**

GUIDEBOOK

Version 9.0 June 2022

Disclaimer - This material was accurate of time of printing, please consult the Regulations for final authority.

Overview	5
Laws & Regulations	6
Terms Used in This Document.....	7
Farm Equipment Rules	11
Maximum Length, Width, & Height.....	11
<i>Exceptions for Dimensions</i>	<i>12</i>
<i>General Tractor Safety</i>	<i>12</i>
Load Security	13
<i>Vehicles that have a Registered weight 4,500 kg or less.....</i>	<i>13</i>
<i>Vehicles that have a Registered weight exceeding 4,500 kg.....</i>	<i>14</i>
<i>When to Use a Tarp.....</i>	<i>14</i>
Towing Implements.....	14
Safety Chains.....	15
<i>The Safety Connecting Device</i>	<i>15</i>
<i>Break away Switch</i>	<i>15</i>
<i>Exception for a Breakaway Switch.....</i>	<i>16</i>
<i>In Cab Controller.....</i>	<i>16</i>
<i>Required Brake Exemption:.....</i>	<i>16</i>
Slow Moving Sign	16
Minimum Driver License Requirements	17
<i>Class 3 Licence</i>	<i>17</i>
<i>Class 5 Licence</i>	<i>17</i>
<i>Class 8 Licence</i>	<i>17</i>
Tires & Brakes	18
<i>Brakes</i>	<i>19</i>
<i>Sufficient Braking.....</i>	<i>20</i>
Insurance	20
Farm Truck & Trailer Rules	21
License Plates.....	21
<i>Eligibility for a Farmer’s Plate</i>	<i>21</i>
<i>Plate issue and display restrictions.....</i>	<i>21</i>

<i>Display of Number Plates</i>	22
<i>Agricultural Equipment Registration Exemption</i>	23
<i>Gross Vehicle Weight for Farms Trucks & Trailers</i>	23
<i>Background</i>	23
<i>General Weight Limits</i>	24
<i>Classes of Highways</i>	25
Inspection Requirements	25
<i>Exception</i>	26
Travelling Outside the Province	26
<i>International Registration Plan (IRP)</i>	27
<i>Vehicles with Farm Plates</i>	27
<i>Infrequent travel outside Nova Scotia</i>	27
<i>International Fuel Tax Agreement (IFTA)</i>	27
Transporting Dangerous Goods.....	27
Appendix	29
Hours of Service Regulations Flowchart for Farmers.....	29
Commercial Vehicle Trip Inspection Regulations Flowchart for Farmers	30
Reporting to Compliance Stations (Weigh Scales) for Farmers	31
Local Hours of Service for Farmers Example.....	32
Reference Links & Resources.....	33
Website & Government Contacts	35

Overview

The Nova Scotia Transportation Guidelines for Farmers Guidebook has been updated to reflect current regulation changes. This new edition is meant as a guide and reflects the regulations in effect at time of production. The wording may differ from the official version of the Motor Vehicle Act and regulations. From time-to-time legislation may change. When accuracy is critical, please consult official sources.

Vehicle Transportation Inspection of Nova Scotia's Department of Public Works provides access to this booklet as a public service.



Laws & Regulations

The Motor Vehicle Act is the legislation that regulates vehicular movement in Nova Scotia. The Motor Vehicle has approximately 93 Regulations. These regulations regulate weights, dimensions, load security, agriculture equipment, hours of service, etc.

In this guidebook a few of these regulations will be reviewed and explained. To find the current Motor Vehicle Act follow this link:

<https://nslegislature.ca/sites/default/files/legc/statutes/motor%20vehicle.pdf>

To find all the current Regulations written under the Motor Vehicle Act follow this link:

<https://novascotia.ca/just/regulations/rxam-z.htm#motveh>

Terms Used in This Document

The farming industry often uses different terms that mean much the same thing. On the other hand, legislation sometimes defines common words more broadly than is normally understood. The following list of terms and their definitions should eliminate any confusion this may cause.

1. **Cab Card** – A paper from the Registry of Motor Vehicles that states that your motor vehicle is authorized under the Motor Vehicle Act and the International Registration Plan.


2. **Commercial Farm** – Any farm that produces agricultural products for sale. This includes is not limited to:
 - a. Livestock
 - b. Grain
 - c. Forage crops
 - d. Furs
 - e. Honey
 - f. Food

3. **Farm equipment** – (Also known as farm machinery) Farm implements and implements of husbandry. Vehicles that are designed and used for agricultural purposes. They may or may not have a motor. This includes:
 - a. Farm wagons
 - b. Farm trailers
 - c. Farm tractors

4. **Farm tractor** – Any vehicle that is designed and used to push or tow farm equipment such as plows, mowing machines, and wagons. A tractor does NOT have room to carry cargo. Anything towed by the tractor MUST be used in agriculture.

5. **Farm truck** – Any truck or truck tractor registered as such to a commercial farm or farmer.

6. **Full trailer** – A trailer that can carry its entire load on its own axles. This can be a single vehicle, or a semi-trailer attached to a converter dolly.



7. **Highway** – Any piece of land that is designed to be used by the general public for the operation of a motor vehicle, including on private land. This includes:
- a. Streets
 - b. Alleys
 - c. Lanes
 - d. Some parts of parks
 - e. Roads
 - f. Some beaches
 - g. Bridges
 - h. Parking lots
 - i. Driveways

8. **Pony Trailer** – (also known as farm wagon) A short trailer with one axle group near the middle.



9. **Semi-Trailer** – A trailer with one or more axles at the back. It connects to a truck tractor with a fifth wheel.



Under the current Motor Vehicle Act it states:

More than one trailer 190 (1) A motor vehicle shall not be operated upon any highway drawing or having attached 7 thereto more than one other vehicle, **without written permission from the Registrar.**

10. **Vehicle** – Any vehicle that is towed by a motor.

11. **Tractor Trailer** – Truck tractor pulling a semi-trailer.

12. **Trailer** – Any vehicle that does NOT have a motor and is designed to be towed by a motor vehicle.

13. **Truck** – Any motor vehicle that is designed and used mainly to transport cargo.

14. **Truck Tractor** – The cab of a tractor-trailer. A vehicle that has a fifth wheel and is designed and used to tow another vehicle. A truck tractor does NOT have room to carry cargo.






15. **Farmer**


- a. You are a Farmer if you:
 - i. Live on a Farm and get most of your income from that farm, OR
 - ii. Operate a farm and have at least one full-time employee
- b. You can get a card from Service Nova Scotia and Municipal Relations that identifies you or your company as a farmer under the Nova Scotia Department of Agriculture and Fisheries Farm Business Registration Act. This is called a Farm Registration Card.



Farm Equipment Rules

Maximum Length, Width, & Height

Vehicle	Width	Length	Height
<p>Single Vehicle</p> 	2.6 m 8'6"	12.5 m 41'	4.15 m 13'7"
<p>Farm Tractor</p> 	4.27 m	12.5 m 41'	4.15 m 13'7"
<p>Tractor-Trailer, Truck Pony Trailer, Truck Full Trailer</p> 	2.6 m 8'6"	23 m 75'6"	4.15m 13'7"

<p>Tractor-Trailer Carrying Poles or Pipe and A, B, C Train Doubles</p>			
	<p>2.6 m 8'6"</p>	<p>*A tractor semi-trailer being used to transport poles, pipe, or material that cannot be taken apart can be up to 25 m in length.</p> <p>*A Train Double and C Train Double configurations can also be up to 25 m in length, while a B Train Double can be 27.5 meters.</p>	<p>4.15 m 13'7"</p>

Exceptions for Dimensions

There are no size limits for farm equipment except for farm tractors. For your safety and the safety of other motorists:

- Put fluorescent flags or flashing lights on the sides
- An amber warning light on the top of any farm vehicle that is wider than 2.6 m (8'6")
- Use a pilot vehicle at the front

General Tractor Safety

- Always travel on the road, never the shoulder. **When safe**, pull off the road to allow vehicles to pass.
- When towing implements, be sure to **use proper hitching techniques** with safety chains. All implements should be locked in the "travel" position when on public roads.
- **All loads must be secured.**

- Make sure your tractor is equipped with proper **safety guards and devices**.
 - Check equipment (e.g., hydraulics, tires, and lights) before leaving.
- Tractors **manufactured after 1974 must be equipped** with a rollover protective structure (ROPS) and a wider than 4.3 m (14'0") seatbelt, which **must be worn at all times**.

Load Security

Under the current Motor Vehicle Act it states:

199 (1) No vehicle shall be driven or moved on any highway unless the vehicle is **so constructed** or loaded as to prevent its contents from **dropping, shifting, leaking, or otherwise escaping therefrom**.

Depending on the Registered weight of the vehicle or combination of vehicles, you may be subject to two different requirements. For a vehicle or vehicles in combination that have a combined Registered weight of 4,500 kg or less, the Securing of loads Regulations apply. For a vehicle or vehicles in combination that have a Registered weight of 4,501 kg or more the National Safety Code Standard 10 applies.

The Securing of Loads Regulations can be found at this link:

<https://novascotia.ca/just/regulations/regs/mvsecure.htm>

The National Safety Code Standard 10 can be found at this link:

<https://ccmta.ca/en/national-safety-code>

Vehicles that have a Registered weight 4,500 kg or less

Secure the load so that it stays in the same place inside the vehicle. You can use these things to secure your load:

- Sides
- Sideboards
- Stakes
- Rear End-gate
- End-boards

- Labeled Tiedown straps

All items used to secure the load must be high enough and strong enough to hold the load. They must NOT have openings that would let any load fall out.

Vehicles that have a Registered weight exceeding 4,500 kg

Follow the National Safety Code Standard 10. This Standard gives general securement requirements and commodity specific requirements. It also states that loads should be secured so that they stay in one place inside the vehicle. Loads that shift inside a vehicle can make driving dangerous.

When to Use a Tarp

Make sure to cover all the material so that none can escape. Cover your load with a tarp or other covering when the load is:

- Lightweight
- Made of fine particles
- Liquid
- Semi liquid

Towing Implements

Farmers usually use these couplings when towing:



Safety Chains

You must also have a safety connecting device to keep the two vehicles together if the coupling fails. This can be a set of chains or cables that meet the following conditions:

- They are at least the same strength as the gross weight of the vehicle they are towing
- They are attached to both vehicles so that the vehicles stay together if the coupling fails.
- They are adjusted so that ***the tow bar stays off the ground if the coupling fails*** but have enough slack to let the ***vehicles turn properly***.

Source-Trailer Coupling and Other Safety Devices Regulations (Motor Vehicle Act)

The Safety Connecting Device

- Not be attached to any part of a trailer hitch that ***would render the safety connecting device ineffective*** should the trailer hitch or its attachment to the towing vehicle fail.
- Have the minimum slack necessary ***for adequate articulation***.
- Have an ***ultimate strength*** not less than the gross weight of the trailer or trailers being towed and where the safety connecting device consists of two chains, two cables or two other links, each chain, cable or other link and its attachments shall have an ultimate strength equal to the gross weight of the trailer or trailers being towed.
- Be ***connected in such a manner to prevent the tow bar from dropping to the ground***, and to keep the swing of the trailer within safe limits in the event the tow bar fails or becomes disconnected.
- Be ***equipped with a hook or hooks*** or other means of attachment that will not become disconnected accidentally.
- Where it is used in conjunction with a hinged tow bar and where the safety connecting device consists of two chains, two cables or two other links, they shall be attached at two points as far apart as the configuration of the axle or frame permits and ***equidistant from the centerline of the combination of vehicles***.

Break away Switch

- Refers to an automatic device that applies the trailer brakes should the trailer disconnect from the towing vehicle.
- A trailer with a gross weight ***of more than 1,360 kgs*** (three thousand pounds) ***shall be*** equipped with a breakaway switch.

Exception for a Breakaway Switch

You do NOT need a breakaway switch if the trailer you are towing:

- Is farmer equipment, **AND**
- Does not have its own motor
- Does NOT have brakes, **AND**
- Displays a Slow-Moving Sign

****Make Sure You Can Stop****

All Farm tractors that can go faster than 20 km/hr **AND** are used on highways **MUST** be able to stop the tractor in 10 m. (Section 181(5)(b) MVA)

In Cab Controller

No trailers with a weight over 1,810 kgs (4,000 lbs) shall be operated on any highway unless such trailer or semi-trailer is equipped with adequate brakes controlled by the operator of the towing vehicle.

Required Brake Exemption:

MVA Section 181 5(a):

Subsection 181 (5) (Requirement to have Brakes) does not apply to an implement of husbandry without motive power if the implement of husbandry exhibits a slow-moving sign as required by Section 117 or the regulations.

Slow Moving Sign

This sign is a day-glow orange triangle with a red border. It tells other drivers that you are going slower than the normal speed of traffic.



You MUST have a slow-moving sign on the back of these vehicles:

- Farm Tractors
- Trailers being towed by farm tractors
- Vehicles that cannot go faster than 40 km/hr (25 mph).

Source-Section 117(3), (4), (5) MVA

Minimum Driver License Requirements

You **must** have a driver's licence to drive farm equipment on a highway. You will need at least one of these licences:

- Class 3
- Class 5
- Class 8

Class 3 Licence

- Must be at least 18 years old
- Allows operation of any single vehicle over 14,000 kg Gross Vehicle Weight
- Allows operation of any combination of vehicles over 14,000 kg Gross vehicle weight where towed vehicle in that combination does not exceed a Gross Vehicle weight of 4,500 kg
- Allows operation of all types of vehicles in Class 4, 5, and 8 **except school buses**

Class 5 Licence

- Must be 16 years of age with parental approval.
- Allows operation **of any single vehicle** not exceeding 14,000 kgs which includes vans having a seating capacity of 10 or more and less than 24.
- Allows operating of **any combination** of vehicles (other than semi-trailers or tractor trailer combinations) not exceeding in combination a Gross Vehicle weight of 14,000 kg and the towed vehicles in that combination does not exceed a Gross vehicle weight of 4,500 kg.
- Allows operation of vehicles in Class 8

Class 8 Licence

- Must be 14 years old with parental approval.
- Allows operation of farm tractors **ONLY** less than 14,000 kgs or less
- **Does not permit** the operation of any other class of vehicle except as a Learner at age 16.

What You Need to Tow Certain Vehicles		
What you need	What you can tow	Total Vehicle Weight
Class 3	4,500 kg or less	14,000 kg or more
Class 3 Plus Condition 15 on Driver's Licence	More than 4,500 kg	14,000 kg or more
Class 5	4,500 kg or less	14,000 kg or less
Class 5 Plus Condition 15 on Driver's Licence	4,500 kg or more	14,000 kg or less
Class 3R Condition 23- Farm Tractor Use only	4,500 kg or more	14,000 kg or more
Class 8	Not allowed	14,000 kg
Class 8 with Proof of Completing a tractor Training Course and driving test.	4,500 kg or less	14,000 kg or less

Tires & Brakes

Use Proper Tires. Look for these markings on your tires:

- **NOT FOR HIGHWAY USE**
- **FARM USE ONLY**

NOTE: Tires with these marking also have speed limits marked on them.

You may drive a farm tractor or piece of farm equipment on the highway with these tires, but you must stay within the **speed limit marked** on them. If you go faster, you could cause the tire to fail, or get a traffic ticket.

- You may **NOT use metal tires** on highways

- You may use tires with lumps, bumps, or knobs as long as they **do not damage the highway**
- You may use tire chains to prevent your vehicle from sliding or skidding on snow or ice

Make Sure your tires are strong enough to carry the proper weight on your axles. The tire will have these ratings on the sidewall of the tire.

Brakes

In all motor vehicles, except those equipped with air brakes:

- The brake pedal shall be capable of being maintained at a constant height for one minute under moderate foot pressure when the vehicle is in a stationary position, the pedal shall return to normal position when foot pressure is released, and all brakes applied shall release properly
- At least one-third of the pedal arm travel in reserve.
- There shall be no visible signs of fluid leakage throughout the braking system.

In all vehicles equipped with air brakes:

- There shall be no audible sound of air leakage
- The brakes shall be adjusted so that the angle formed where the brake slack adjuster connects in all vehicles equipped with air brakes (continued)
- There shall be no loss of air pressure either in the applied or released position of the brakes when the compressor is in operation and the engine running at manufacturer's recommended idle speed.
- The compressor cut-in and cut-out pressure must be within manufacturer's specifications.
- There shall be a low air pressure warning device sufficient to alert the operator of the condition of low air pressure.
- The warning device mentioned shall be of a type automatically activated prior to the automatic application of the emergency brakes, commonly known as the maxi-brake, but in no instance shall the air pressure fall below 50 PSI, without the warning device being activated. to the brake chamber push rod is greater than 90° (degrees) when brakes are fully applied.
- There **shall be no loss of air pressure** either in the applied or released position of the brakes when the compressor is in operation and the engine running at manufacturer's recommended idle speed.

- The compressor cut-in and cut-out pressure ***must be within manufacturer's specifications.***
- There shall be a low air pressure warning device ***sufficient to alert the operator of the condition*** of low air pressure.
- The warning device mentioned shall be of a type automatically activated prior to the automatic application of the emergency brakes, commonly known as the maxi-brake, but in no instance shall the air pressure fall below 50 PSI, without the warning device being activated.

Sufficient Braking

The brakes of a motor vehicle shall be adequate to bring the vehicle, when travelling at a speed of twenty miles per hour (32.2 Km/hr), to a standstill in its line of travel.

- Within a distance of forty feet, if the brakes are two-wheel brake
- Within a distance of thirty feet, if the brakes are four-wheel brakes

Insurance

Farm vehicles that are used only on farm property are normally included in your farm insurance policy.

Call your insurance provider to find out how this affects you.

Farm Truck & Trailer Rules

License Plates



Eligibility for a Farmer's Plate

On application to the Department and subject to these regulations, a farmer or fisher may be issued a Farmer's Number Plate.

Source: Number Plates for Farmers and Fishermen Regulations made under Section 38 of Motor Vehicle Act

Plate issue and display restrictions

- An FM number plate may be **issued** only to a farmer or fisher.
- An FM number plate may be displayed only on
 - A **commercial truck** that is owned or leased by the farmer or fisher who was issued the plate; or
 - A **passenger van** with a **minimum seating capacity of 7** that is owned or leased by the farmer or fisher who was issued the plate.
- Vehicle use restrictions

A driver must not use a vehicle bearing an FM number plate issued to a farmer/fisher **for any of the following purposes:**

- To transport any passenger for gain
- As transportation to or from the driver's employment, other than employment related to the farmer's farm business
- To carry goods for gain unless the goods are for the use of or products of a farm that is located in the province.

Display of Number Plates

- A passenger or light commercial motor vehicle with one number plate, the owner shall attach the number plate to the rear of the vehicle and keep it so attached at all times while the vehicle is registered under the Act.
- A heavy commercial motor vehicle with one number plate, the owner shall attach the number plate to the front of the vehicle
- A motor vehicle with two personalized plates, the owner shall attach one number plate to the rear of the vehicle
- A camper, farm truck, commercial fisher truck, service truck, self-powered miscellaneous equipment [or] a vehicle to bear firefighter plates or antique plates with two number plates bearing the same number, the owner shall attach one number plate to the front of the motor vehicle and one number plate to the rear of the vehicle.



Sample



Volunteer Firefighter



Conservation



Veteran



Antique Auto



Accessible Auto



Restricted



Off Highway



General Tractor



Permanent Trailer



Trailer



Prorate

For more information on licenses plates in Nova Scotia, please visit

<https://novascotia.ca/sns/paal/rmv/paal270.asp#:~:text=In%20Nova%20Scotia%2C%20there%20is,not%20to%20the%20vehicle%20itself>

Agricultural Equipment Registration Exemption

A trailer used for farming purposes is exempt from registration when towed by a vehicle registered in the name of a bona fide commercial farmer.

- Where a farm wagon, farm trailer or farm implement, whether unladen or laden with the owner's farm supplies or produce, is being towed by a farm truck or by any self-propelled machinery, equipment or tractor designed and used exclusively for agricultural purposes and duly registered in accordance with the Motor Vehicle Act and the regulations thereunder, the farm wagon, farm trailer or farm implement shall be exempt from registration.
- Where any self-propelled machinery, equipment or tractor designed and used exclusively for agricultural purposes is duly registered pursuant to the Motor Vehicle Act and the regulations thereunder, there shall be issued with respect to the self-propelled machinery, equipment, or tractor a single number plate which shall be attached thereto in a place and position to be clearly visible from the rear.

Source- Agricultural Equipment Registration Exemption and Number Plates Regulations

Gross Vehicle Weight for Farms Trucks & Trailers

The size and weight of trucks operated on the public highway system is controlled by the Weights and Dimensions of Vehicles Regulations under the Motor Vehicle Act. The Regulations can be viewed at

www.gov.ns.ca/just/regulations/regs/mvwd.htm

Background

The dimension limits and controls are based on national standards, while the maximum axle and gross vehicle weights are also based on national standards but with adjustments to meet the needs of the trucking industry in Atlantic Canada.

National standards for truck weights and dimensions are designed to make sure that the stability, handling, and turning characteristics of heavy vehicles meet certain performance standards, while limiting the impact on infrastructure, including roads and bridges.

Note: If vehicle configuration is not listed the Schedules of the Weights & Dimensions of Vehicles 24 Regulations, it is not allowed to operate on the highways in the Province of Nova Scotia without approval by the Registrar.

Schedule A, Part 2, of the *Regulations* contains the 12 categories of truck configurations that are allowed on the public highway system in Nova Scotia.

Category 1: Tractor Semi-trailer

Category 1A: Tridem Drive Tractor Semi-trailer

Category 2: A Train Double

Category 3: B Train Double

Category 4: C Train Double

Category 5: Straight Truck (single and tandem steering axle)

Category 6: Truck-Pony Trailer Combination

Category 7: Tandem Steering Axle Truck-Pony Trailer Combination

Category 8: Truck-Full Trailer Combination

Category 9: Tandem Steering Axle Truck-Full Trailer Combination

Category 10: Intercity Bus and Recreational Vehicles

Category 11: Stinger Steer Auto Carrier

Category 12: Tractor Self-Steering Quad-Axle Semi-Trailer

Each category sets out the dimension requirements and weight limits particular to the specific configuration.

General Weight Limits

A vehicle or combination of vehicles cannot be greater than the weight limit on the vehicle permit. An axle weight cannot be greater than the manufacturer's gross axle weight rating. An axle weight cannot be more than the lesser of

- The sum of the tire load ratings of all tires installed on the wheels of an axle
- The following weights as applicable:
 - 9,100 kg, for an axle equipped with **four tires**
 - 9,100 kg, for an axle equipped with **two tires that is a steering axle**
 - 6,000 kg for an axle equipped with **two tires that is not a steering axle**
 - 7,700 kg for an axle equipped with **two tires, other than a steering axle that has tire widths of at least 445 mm**

An axle weight cannot be more than the maximum axle weight limits specified in Schedule A of the *Road List Regulations*.

The following maximum axle weights are for axles equipped with dual tires, except for steering axles:

- Single-steering axle - 8,000 kg for a truck
- Single axle (dual tires) - 9,100 kg
- Tandem axle - 18,000 kg
- Tridem axle - 21,000 kg (8'-0" Spread)
- Tridem axle - 24,000 kg (10'-0" Spread)
- Tridem axle - 26,000 kg (12'-0" Spread)

Classes of Highways

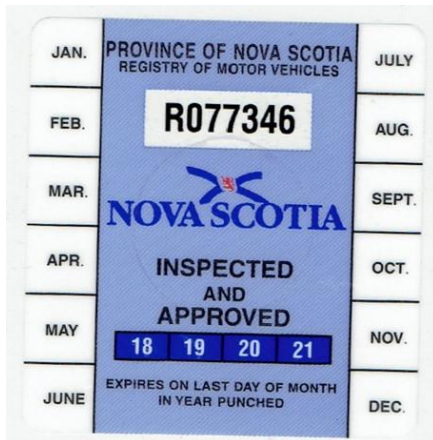
There are four classes of highways, based on gross vehicle weight. They are as follows:

- **Maximum Weight Roads**, which are listed in Schedule C of the Road List Regulations
- **Intermediate Weight Roads**, which are listed in Schedule D of the Road List Regulations
- **B-train Routes**, which are listed in Schedule B of the Road List Regulations
- **All Other Highways**

Inspection Requirements

A valid Safety Inspection Sticker is **visual evidence** that a vehicle has **received a required evaluation** of certain systems and components within specified tolerances or standards on the date inspected.

It **does not represent assurance** of subsequent condition of a vehicle. The condition of a vehicle **must be considered as it is found and determined at the time checked**, whether or not to be in conformity with equipment requirements of the Motor Vehicle Act.




You must have all vehicles that you drive on highways inspected at least once every two years. This includes all farm equipment, that is, vehicles designed and used for agricultural purposes that travel faster than 40 km/h (25 mph) such as:

- Farm Tractors
- Farm wagons
- Trailers when towed by a farm tractor or by any other vehicle

Exception

Farm equipment ***displaying a Slow-moving Sign*** Is ***NOT*** required to be Inspected



Source: Motor Vehicle Act, Classes of Vehicles to be Tested at Official Testing Stations Regulations, 1(f); Motor Vehicle Act Section 117

Travelling Outside the Province

When you travel through other provinces or in the United States, you must obey the laws of the province or State you are in.

International Registration Plan (IRP)

The International Registration Plan is a registration reciprocity agreement among states of the United States, the District of Columbia and provinces of Canada providing for payment of apportionable fees on the basis of total distance operated in all jurisdictions.

IRP's fundamental principle is to promote and encourage the fullest possible use of the highway system.

Vehicles with Farm Plates

You do NOT need IRP or a single trip registration permit for these vehicles when you travel in Canada. Show your Nova Scotia Vehicle Registration before you go to the United States, contact the state you are going to and find out if you need a Cab Card or if they will accept a Vehicle Registration.

Infrequent travel outside Nova Scotia

If you only travel outside Nova Scotia one in awhile, you do not have to join the program. Instead, you can buy a Single Trip Registration Permit for each trip you make outside the province.

International Fuel Tax Agreement (IFTA)

You must register with IFTA if you drive a vehicle that:

- Two axle truck that weighs 11,797 kg or more
- Three axles regardless of weight
- Combination of vehicles 11,797 kg or more If you rarely travel outside Nova Scotia, you will need a Single Trip Fuel Permit when you do.

Transporting Dangerous Goods

These are some of the dangerous goods Nova Scotia farmers transport:

- Chemicals
- Fertilizers
- Pesticides
- Herbicides
- Fuels
- Gases

To transport these safely you must:

- Make sure they are in the proper container.
- Put the Proper safety label or placard on the container.
- Make sure the driver is trained in the handling and transporting of dangerous goods.
- Fill out and include all necessary paperwork and include it with the dangerous goods being transported.

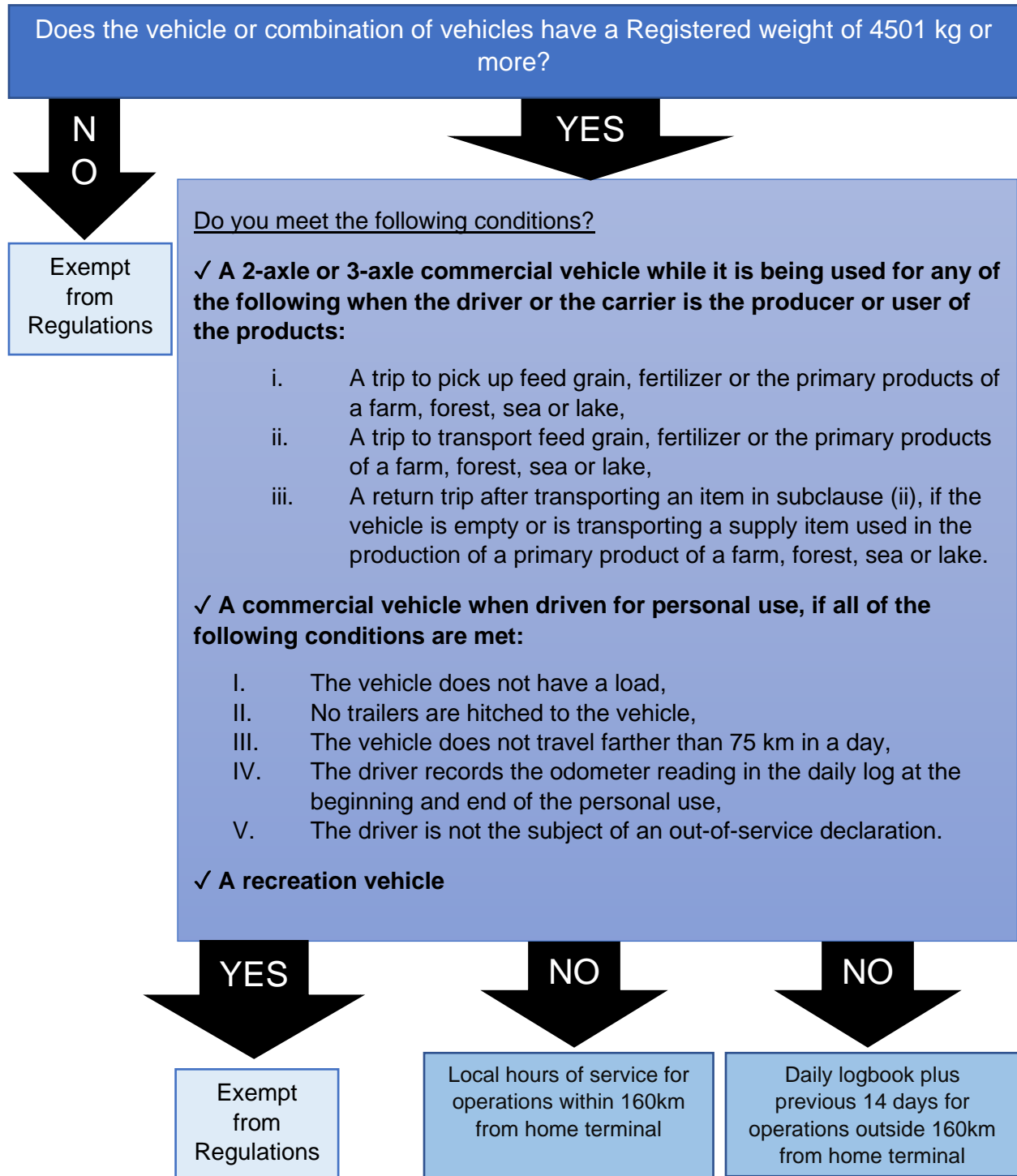


Canada's Transportation of Dangerous Goods Program Link:

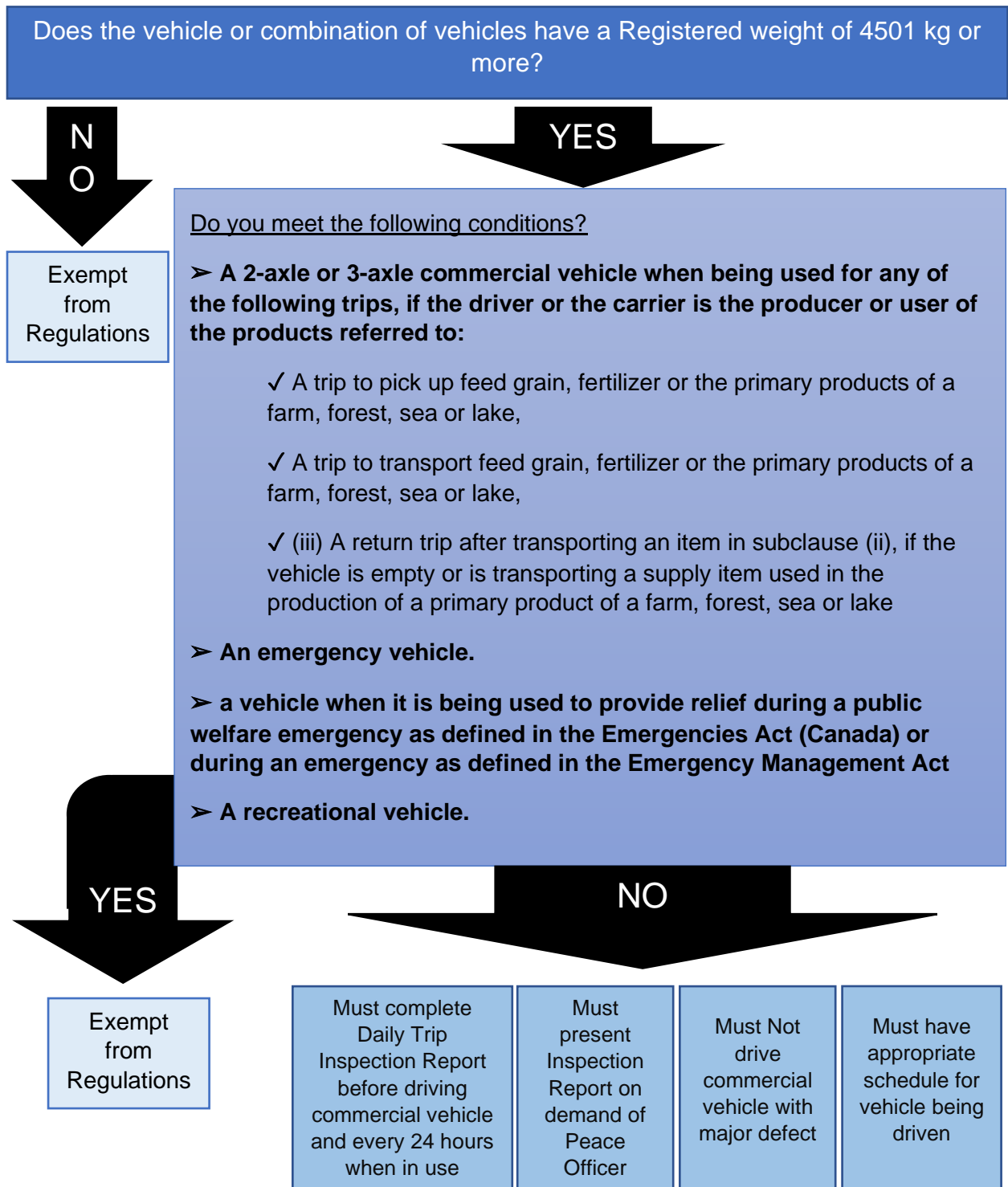
<https://www.tc.gc.ca/eng/tdg/safetymenu.htm>

Appendix

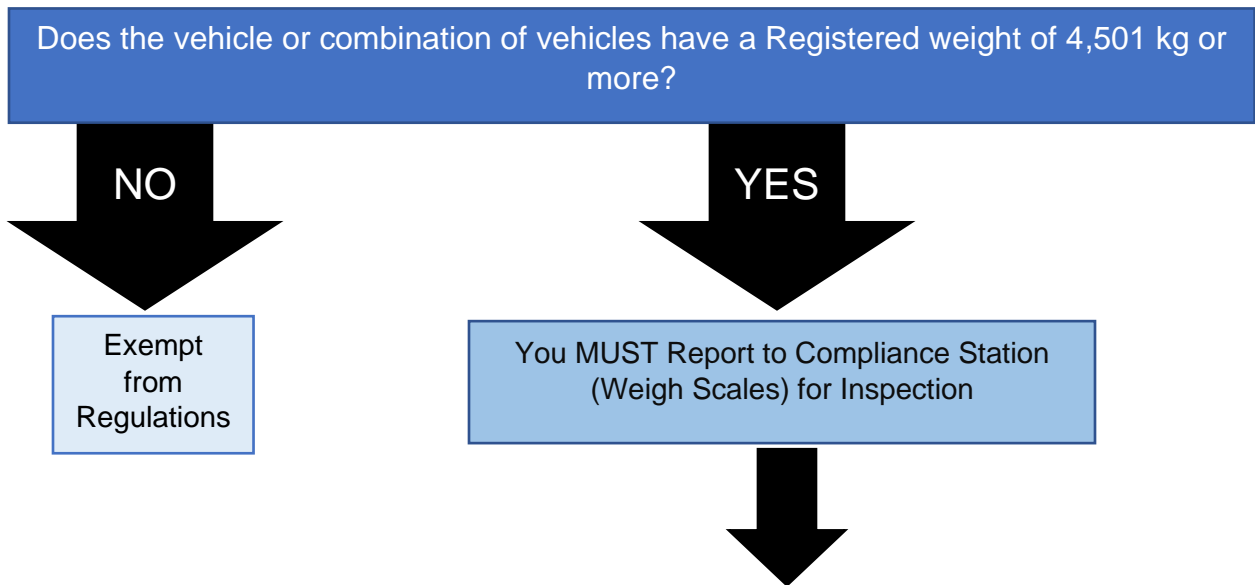
Hours of Service Regulations Flowchart for Farmers



Commercial Vehicle Trip Inspection Regulations Flowchart for Farmers



Reporting to Compliance Stations (Weigh Scales) for Farmers



Trucks over 4500 kg registered weight (R-125 Sign-Traffic Sign Regulations):

- May be used only to indicate that a vehicle, or vehicle combination, with a total registered weight of over 4,500 kg must report to the upcoming scale (truck inspection station)



Compliance Station Locations:

- Amherst Inbound Compliance Station
- Amherst Outbound Compliance Station
- Enfield Compliance Station
- Kelly Lake Compliance Station
- Auld's Cove Compliance Station

Local Hours of Service for Farmers Example

Hours of Service for Local Operations (160 km)

	Date	Start Time	End Time	Total Hours	Comments
Monday					
Tuesday					
Wednesday					
Thursday					
Friday					
Saturday					
Sunday					

Monday					
Tuesday					
Wednesday					
Thursday					
Friday					
Saturday					
Sunday					

Reference Links & Resources

Agricultural Equipment Registration Exemption and Number Plates Regulations

<https://novascotia.ca/just/regulations/regs/mvagexmt.htm>

Classes of Vehicles to be Inspected at Official Testing Stations Regulations

<https://novascotia.ca/just/regulations/regs/mvclassinsp.htm>

Classification of Drivers' Licenses Regulations

<https://novascotia.ca/just/regulations/regs/mvclasdl.htm>

Commercial Vehicle Drivers' Hours of Service Regulations

<https://novascotia.ca/just/regulations/regs/mvdriver.htm>

Commercial Vehicle Trip Inspection Regulations

<https://novascotia.ca/just/regulations/regs/mvcvtrip.htm>

Vehicle Inspection Regulations

<https://novascotia.ca/just/regulations/regs/mvinspct.htm>

Vehicle Warning Lights Regulations

<https://novascotia.ca/just/regulations/regs/mvlights.htm>

Number Plates for Farmers and Fishermen Regulations

<https://novascotia.ca/just/regulations/regs/mvplatesfarmer.htm>

Registration Fees for Farmers and Fishermen Regulations

<https://novascotia.ca/just/regulations/regs/mvfarmer.HTM>

Securing Loads on Vehicles Regulations:

<https://novascotia.ca/just/regulations/rxam-z.htm#motveh>

Slow-moving Vehicle Identification Regulations:

<https://novascotia.ca/just/regulations/regs/mv4177.htm>

Standards of Vehicle Equipment Regulations:

<https://novascotia.ca/just/regulations/regs/mvstdsve.htm>

Dangerous Goods Transportation Regulations:

<https://novascotia.ca/just/regulations/regs/dgtgenrl.htm>

Weights and Dimensions of Vehicles Regulations:

<https://novascotia.ca/just/regulations/regs/mvwd.htm>

Website & Government Contacts

Government of Nova Scotia Website:

<https://novascotia.ca/>

International Registration Plan:

<https://novascotia.ca/sns/access/drivers/international-registration-plan.asp>

International Fuel Tax Agreement:

<https://novascotia.ca/sns/paal/tax/paal051.asp>

National Safety Code Standards:

<http://ccmta.ca/en/publications/national-safety-code/national-safety-code-single-standards>

RMV Forms:

<https://novascotia.ca/sns/access/drivers/forms-and-applications.asp#16256>

Nova Scotia Federation of Agriculture:

<https://nsfa-fane.ca/>

ADDRESS:

Nova Scotia Federation of Agriculture, 7 Atlantic Central Drive, East Mountain,
NS B6L 2Z2

CONTACT INFORMATION:

Phone Number: (902) 893-2293

Fax Number: (902) 893-7063

Email: info@nsfa-fane.ca

Vehicle Transportation Inspection Outreach Contact:

Training & Outreach Inspector

Email: Ken.Chisholm@novascotia.ca

Document updated and produced by Johanna Campbell - VTI Summer Student